



产品规格书

PRODUCT SPECIFICATION

客户名称Buyer Name	
客户料号Buyer Part No.	
客户承认签章 Buyers Approval & Signatures	

文件编号Spec No.		版本	A/2
品名描述 Product Description	圆柱直流马达 Cylindrical DC motor		
型号Part No.	VZ7AL2A009000A		
送样日期Date			
设计Designed by	审核Checked by	批准Approved by	
2022.03.17	2022.03.17	2022.03.17	

www.vybronic.com

sales@vybronic.com

1. 适用范围/General

本说明书适用于圆筒式永磁直流电机 VZ7AL2A009000A 型

This specification applies to cylindrical permanent-magnetic motors DC model VZ7AL2A009000A

2. 使用条件/Operating condition

项目/Item	规格/Specification	条件·备注/Condition remark
2-1 额定电压 Rated voltage	1.3V DC	
2-2 额定负荷 Rated load	振子 Vibration weight	见外形图 As specified in outline drawing
2-3 旋转方向 Rotation	CW, CCW (clockwise or anticlockwise)	
2-4 马达位置 Motor position	全方位 All position	
2-5 使用电压范围 Operating voltage	0.9~1.6V DC	
2-6 使用环境 Operating environment	-30~70°C, Ordinary Humidity	无水气凝结 No condensation of moisture
2-7 保存环境 Storage environment	-40~80°C, Ordinary Humidity	无水气凝结 No condensation of moisture

3. 测定条件/Measuring condition

项目/Item	规格/Specification	条件·备注/Condition remark
3-1 温度 Temperature	20±2°C	
3-2 湿度 Humidity	(63%~67%) RH	
3-3 位置 Motor position	轴向水平 Motor shaft horizontal	将马达固定在试验台上 Lock the motor in a test fixture

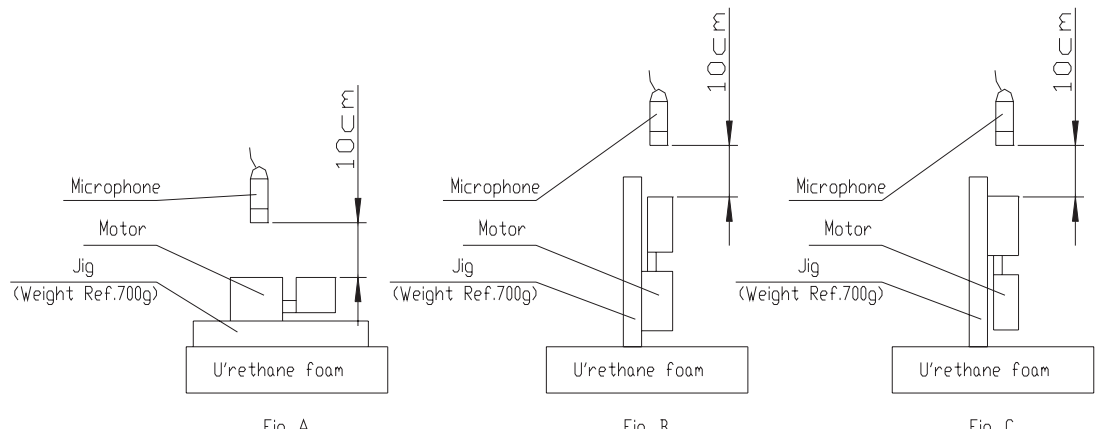
所有数据都是在温度 20°C，湿度 65% 的条件下测得的。判定有异议时，在温度 5~35°C、湿度 45~85% 的范围内测试。

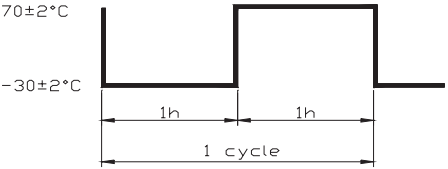
All data are based on the measurement under the temperature of 20°C and humidity 65%RH. however. the ranges of temperature 5~35°C and humidity 45~85%RH are to be applicable as long as no problems

4. 机械要求/Mechanical specification

项目/Item	规格/Specification	条件·备注/Condition remark
4-1 结构 Configuration	见外形图 As specified in outline drawing	Outline drawing No: VZ7AL2A009000A
4-2 外观 Appearance	不含有机械损坏及不充分的浸蚀等。 There shall be no evidence of mechanical damage and shall not have inadequate corrosion and so on	目测（容许范围根据样品外形） Visual examination (allowable extent is based on boundary sample)
4-3 轴向间隙 Shaft end play	0.1mm~0.3mm	
4-4 振子固定力 Holding strength of vibration weight	49N (5kgf) Min	

5. 性能特征/Performance and characteristics

项目/Item		规格/Specification	条件·备注/Condition remark
5-1	额定转速 Rated speed	6000±2000rpm	在额定电压和额定负载(振子)下。 At rated voltage and rated load (vibration weight).
5-2	额定电流 Rated current	65 mA Max	
5-3	堵转电流 Stall current	170 mA Max	在额定电压下 At rated voltage
5-4	起动电压 Starting voltage	0.75V DC Max	在额定负载(振子)下电枢的任意位置。 At rated load (vibration weight) any position of rotor.
5-5	绝缘电阻 Insulation resistance	1MΩ Min	在100V直流下, 端子和机壳间 At DC 100V between Terminal and case.
5-6	端子阻抗 Terminal resistance	9.5Ω (±20%)	在20℃下 At 20℃
5-7	机械噪音 Mechanical noise	小于 50 分贝. A 计权 50dB(A) Max	
	<p>在额定电压、额定负载(振子)下。 At rated voltage and rated load (vibration weight). 背景噪音: 不大于 28dB. A 计权 Back ground noise 28dB(A) Max 测试仪器: B&k Measuring instruments: B&k 夹具重量: 700g Weight of jig:700g</p> 		

6-7	热冲击 Heat shock test	 <p>试验循环 /Test cycle :20 cycles</p>	<p>在常温常湿下放置 2h 后，马达应符合项 7-2 的要求。 After 2 hours exposure in ordinary temperature and humidity, Motors shall be approved as specified in item 7-2.</p>
-----	------------------------	---	--

7. 要求/Requirements

项目/Item		判定基准 / Requirements	
7-1	表 A Table A	1) 额定转速/Rated speed 2) 额定电流/Rated current 3) 起动电压/Starting voltage	:不低于初始值-30%; 不高于初始值+60% data-30% Initial Min data+60% Initial Max :不大于初始值±30%/Initial data±30% max :不大于 1.1V 直流电压 1.1V DC Max
7-2	表 B Table B	1) 额定转速/Rated speed 2) 额定电流/Rated current 3) 起动电压/Starting voltage	:不大于初始值±30%/Initial data±30% Max :不大于初始值±30%/Initial data±30% Max :不大于 1.1V 直流电压 1.1V DC Max

8. 使用时注意事项/Matters to be paid attention to when using motor

8-1 电机在运输过程中应小心轻放，避免严重碰撞敲击引起的电机机身和性能受损。

(Please lay the motors carefully in transportation to avoid any serious damage to the motor body or its electric function because of collision.)

8-2 必须按照规格书的标准使用，否则会影响电机寿命。

(Please use the motor according to the instruction of this product specification, or else, it will be bad for motor's life.)

8-3 请在 6 个月内使用，请不要在高温、低温、高湿环境下存储。在使用和打开马达外包装时请避免水气凝结。

(Make arrangement to limit the storage period to 6 months or less. Please do not store motor in high temperature. Low temperature. high humidity environment. Condensation of atmosphere must be avoided in motor usage or opening the packaging of the motor.)

8-4 马达应适当的操作、储存和运转环境中均不可存在腐蚀性气体。例如：H₂S、SO₂、NO₂、CL₂ 等。另外存储环境中不可有诸如硅、氰、甲醛水和苯酚等能放射出腐蚀性气体的物质，在电机的机械构造或装置中，如果存在腐蚀性气体，那么这会引起马达不运转。

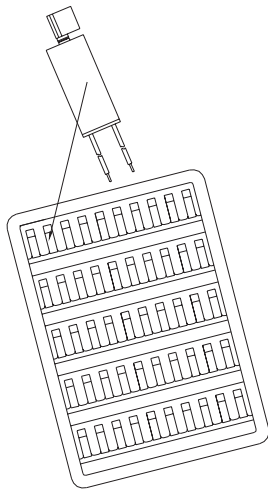
(For proper operation. storage and operating environment must not contain corrosive gases. For example H₂S. SO₂. NO₂. CL₂. etc. In addition storage environment must not have materials that emit corrosive gases especially from silicon. cyanic. formalin and phenol group. In the mechanism or the set. existence of corrosive gases may cause no rotation in motor.)

8-5 请通电后不要长时间堵住机轴，并且马达转动时不要触碰振子。

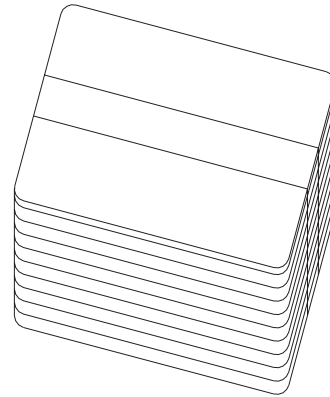
(Please don't stall the shaft for a long time after powering, and not to touch the weight when motor is rotating.)

8-6 马达轴向间隙处不应有杂物（如颗粒、纤维物、头发、胶带、胶水等）

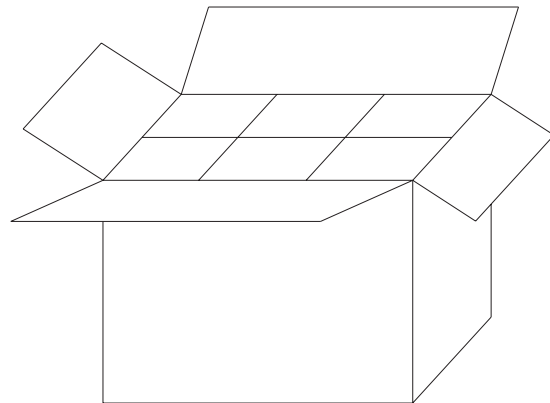
(There should be no sundries (such as grain, fibre, hair, small tape, glue etc.) in the shaft end play.)

9. 包装/Packaging
圆柱马达包装图
Pack drawing of cylindrical type


50PCS (1 tray) × 10



500PCS (1 bundle) × 6


包装试验要求/ Package Test Requirement:
标准/ Criterion:

1. 整箱重量小于等于9kg的, 跌落高度设定为75cm.
/ The weight of the whole carton less than 9kg, the dropping height is 75cm.
2. 整箱重量大于9kg但小于等于23kg的, 跌落高度设定为60cm.
/ The weight of the whole carton more than 9kg and less than 23kg, the dropping height is 60cm.

试验方法/Test Methods:

跌落要求为六面三棱一角./Dropping requirement is 6 faces, 3 arris, 1 angle.

六面: 先从最大两面跌, 然后是中间大小的两面, 最后跌最小的两面, 一共六次。

/6 faces: First dropping with two biggest faces, then dropping with another two middle faces, at last dropping with two smallest faces, once per face, total 6 faces.

三棱: 指任选三条同一角的棱, 跌落秩序: 最长棱, 中间长度, 最短的, 一共三次。

/ 3 arris: Choose any 3 arris which make up of the same the angle, the dropping sequence is the longest arris, middle arris, shortest arris. Total 3 times.

一角: 指上一步三条棱所组成的角, 跌落一次。

/ 1 angle: Point to the angle which is made up with the 3arris in the above step, Dropping for 1 time.

判定基准/ Judgement Criterion:

经过跌落试验后, 产品外观、性能无不良。

/ After drop test, no evidence of damage on the appearance and performance.

Remarks:

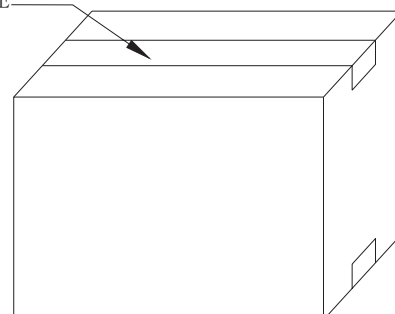
500PCS/CTN: 24cm × 17.5cm × 27.5cm

1000PCS/CTN: 34cm × 24cm × 27.5cm

2000PCS/CTN: 47cm × 34cm × 27.5cm

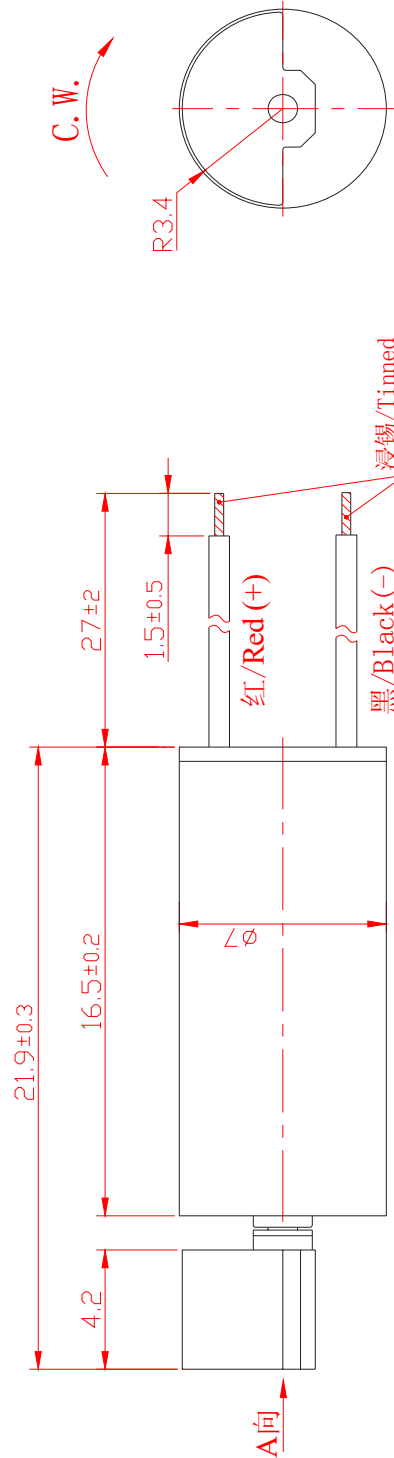
3000PCS/CTN: 51cm × 47cm × 27.5cm

OPP TAPE



技术要求/Technic requirement

1. 额定电压/Rated voltage: 1.3V
2. 额定电流/Rated current: 65mA Max
3. 额定转速/Rated speed: 6000 ± 2000rpm
4. 堵转电流/Stall current: 170mA Max
5. 端子阻抗/Terminal resistance: 9.5Ω (±20%)
6. 启动电压/Starting voltage: 0.75V Max
7. 轴向间隙/Shaft end play: 0.1~0.3mm
8. 导线规格/Lead spec: AWG30 UL3302
9. 所有尺寸为A向压紧后的尺寸(不包括轴向间隙)
/Overall length is measured after counterweight being pressed against body in direction A. (Shaft end play is not included.)
10. 未注线性公差为/Unmarked tolerance: ± 0.1mm



Vybronic		外形图		VZ7AL2A009000A	
阶段	标记	重量	比例	共	页
			5:1		
设计	物兰	2006.04.11	标准化	吴云明	2006.04.11
校对	张爱平	2006.04.11			
审核	葛佳	2006.04.11			
工艺	吴宏波	2006.04.11	批准	郑向超	2006.04.11

借(通)用件登记
底图总号
签字
日期

